


## **RULES FOR COMPETITION «ROBOCUPJUNIOR RESCUE LINE» REQUIREMENTS FOR ROBOTS MATERIALS**

*Version 1.1 of July 9, 2019.*

1. General rules	2
2. Photo requirements	2
3. Content description requirements	2
4. Video clip content requirements	3
5. Several disciplines registration	5
6. History of changes	6



## 1. General rules

This annex to the rules for «RoboCupJunior Rescue Line» sets the requirements for materials, which should be provided by each team, that participate in selection for «RoboFinist» festival in «RoboCupJunior Rescue Line» category.

These materials should be provided in order to demonstrate working capacity of the robots that are going to participate in this competition. The materials should be provided during the registration. The team, which hasn't provided these materials won't be able to participate in the competition. An application that has the materials which don't meet the requirements of this annex can be declined by the competition organizers.

The list of materials that should be provided to take part in selection:

- photo;
- description;
- video clip.

The selection criteria for «RoboCupJunior Rescue Line» is the largest amount of points for accomplishing task in 2 minutes on the track with certain configuration.

## 2. Photo requirements


A real robot should be placed in the center of the photo. It should be in focus and take the major part of the photo.

## 3. Content description requirements

The robot description should be no less than 500 symbols. It should be notified in the description which platform was used to build a robot. The construction of the robot also needs description, as well as a list of all the sensors. In the conclusion the uniqueness of the robot and its purpose should be clarified.

## 4. Video clip content requirements

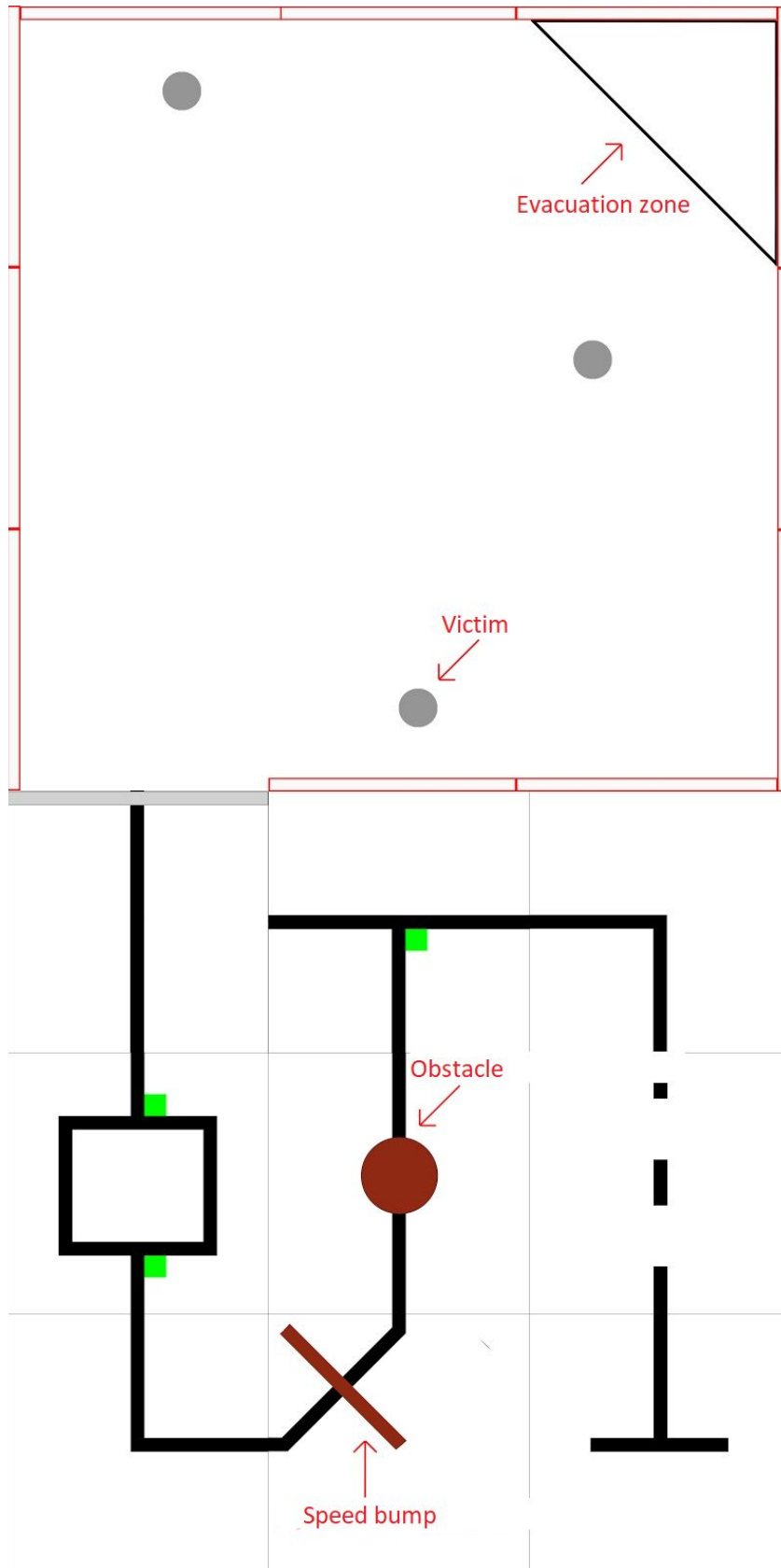

In the video clip the robot, which meets the requirements of the rules, need to pass the track with a certain configuration (Pic. 1.). High or low evacuation zone has to be chosen by the participant. This zone should be used in the clip shooting. No cutting (montage) is permitted in the video clip (there is only one exception,




# РОБОФИНИСТ

described in 5th issue of this annex). There has to be an A4 piece of paper with clearly written name of the team and date of shooting.

All team members should be presented in a shot. The length of the video clip should be no longer than 3 minutes.




Pic. 1. Track configuration.



## 5. Several disciplines registration

If one robot participates in several competitions, it is possible to assemble together a few clips. But all time stamps should be pointed out in the description of an application, so it would be easier to find the right clip for a right competition.



## 6. History of changes

Version 1.1 of July 9. 2019.

Certain track configuration was added.